

8. Learning and Memory

Memory

- Memory = any persistent effect of experience (not just memorization of facts, events, names, etc.)
- Weights vs activations
- Gradual, integrative cortical learning and priming effects
- Rapid memorization: The hippocampus
- Active memory: prefrontal cortex

3/28/17 COSC 494/594 CCN (slide < Frank) 2

Major Types of Memory: Mechanisms

- Weight-based (changes in synapses)
 - Long lasting, persist over distraction, etc.
 - Very high capacity
- Activation-based (sustained neural firing)
 - Transient, easily lost
 - Very flexible: mental arithmetic, etc.

3/28/17 COSC 494/594 CCN (slide < O'Reilly) 3

Weights vs. Activations

- Despite appearances, memory is not unitary
- Weights:
 - Long-lasting
 - Requires re-activation
 - Weights in different brain systems store different types of memories
- Activations:
 - Short-term
 - Already active, can influence processing

3/28/17 COSC 494/594 CCN 4
(slide < Frank)

Major Types of Memory: Characteristics

- Episodic Memory: events, facts, etc.
 - Hippocampus
- Familiarity-based recognition
 - Perirhinal cortex: “You look familiar, but...”
- Weight-based priming
 - Subconscious, can be very long-lasting
- Activation-based priming
 - Also subconscious, but transient...

3/28/17 COSC 494/594 CCN 5
(slide < O'Reilly)

A. Episodic Memory

3/28/17 COSC 494/594 CCN 6

Weight-based Memories

- Cortex does gradual, integrative learning
- Cortex can learn arbitrary input-output mappings given:
 - multiple passes through the training set – a relatively small learning rate
- Rapid weight changes causes interference ϵ_{SP}
- Therefore, two systems needed:
 - slow-learning cortex
 - rapid-learning hippocampus (pattern separation avoids interference)

3/28/17 COSC 494/594 CCN 7
(slide based on Frank)

Episodic Memory

- Autobiographical memory (life events)
- Arbitrary new memories (lab tasks)
- ...

3/28/17 COSC 494/594 CCN 8
(slide < O'Reilly)

Classic Lab Task: AB-AC

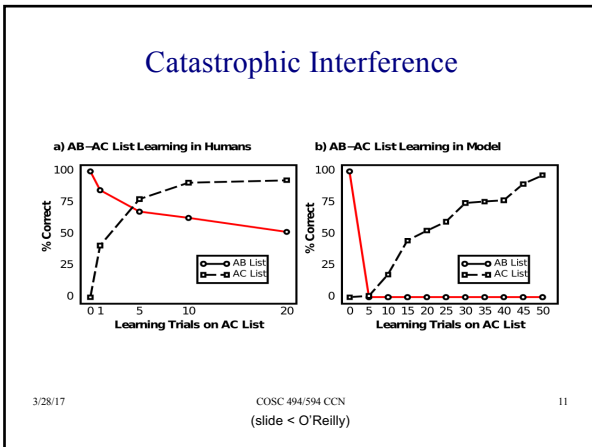
- Humans can rapidly learn overlapping associations without too much interference
- Learn AB paired associates:
 - window-reason
 - bicycle-garbage
 - ...
- Then AC paired associates:
 - window-locomotive
 - bicycle-dishtowel
 - ...

3/28/17 COSC 494/594 CCN 9
(slide based on Frank & O'Reilly)

AB-AC

- Test on AB list:
 - Window ?
 - Bicycle ?
- And AC list:
 - Window ?
 - Bicycle ?

3/28/17 COSC 494/594 CCN 10
 (slide < O'Reilly)



AB-AC Model

- Input = A
- Output = B, C
- Context differentiates the lists
 - Each list is associated with a different context pattern

3/28/17 COSC 494/594 CCN 12
 (slide based on Frank)



**emergent Demonstration:
AB-AC-interference**

3/28/17 COSC 494/594 CCN
(slide < O'Reilly) 13

**B. Hippocampus and
Pattern Separation**

3/28/17 COSC 494/594 CCN
14

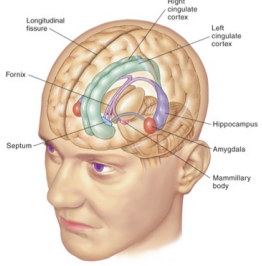
Complementary Learning Systems

Goals:	Remember Specifics	Extract Generalities
Example:	Where is car parked?	Best parking strategy?
Need to:	Avoid interference	Accumulate experience
<i>Solution:</i>		
1.	Separate reps (keep days separate) 	Overlapping reps (integrate over days) 
2.	Fast learning (encode immediately)	Slow learning (integrate over days)
3.	Learn automatically (encode everything)	Task-driven learning (extract relevant stuff)
<i>These are incompatible, need two different systems:</i>		
System:	Hippocampus	Neocortex

3/28/17 COSC 494/594 CCN
(slide < O'Reilly) 15

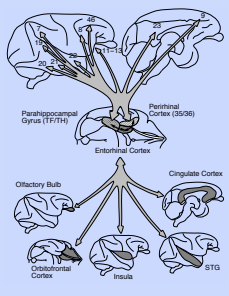
Hippocampus

- 3 or 4 layers
- About 40 million neurons
- Important functions:
 - episodic memory
 - spatial memory & navigation (right HC)
 - memories involving words (left HC)
 - perhaps, “particulars that need to be kept separate”



3/28/17 COSC 494/594 CCN 16

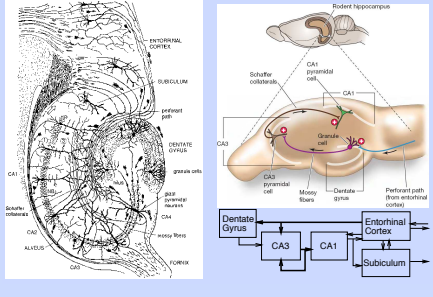
Centrality of Hippocampus



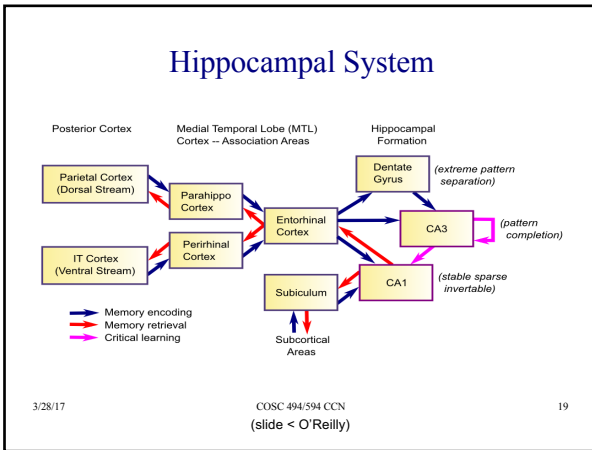
- One of two “summits” in processing hierarchy
 - sensory input areas are “bottoms”
 - other summit is prefrontal cortex
- Access to summary of all brain activity
- Ventral stream connected through perirhinal cortex (PRC)
- Dorsal via parahippocampal cortex (PHC)
- Converge on HC through entorhinal cortex (EC)

3/28/17 COSC 494/594 CCN 17


Hippocampal Anatomy

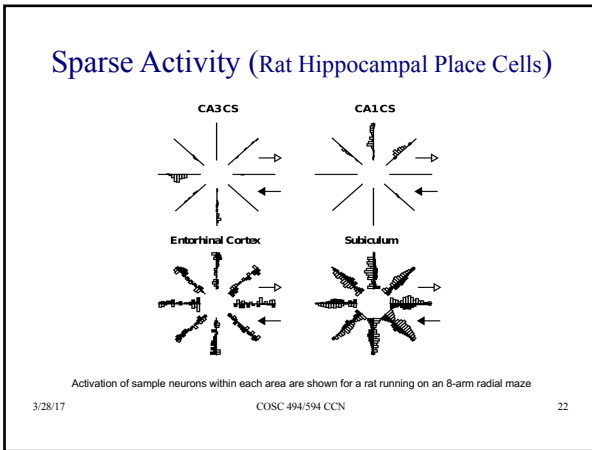


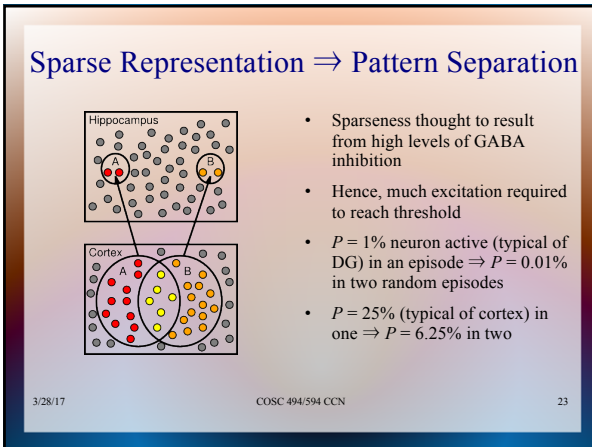
3/28/17 COSC 494/594 CCN 18
(slide < Frank)

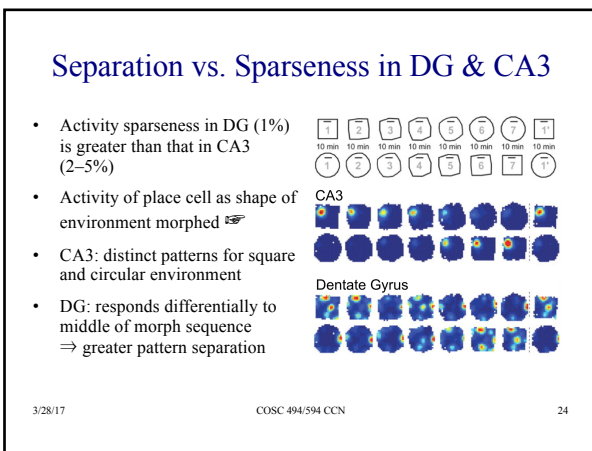


- ### Outline of Episodic Memory Encoding
- High-level summary of brain activity in EC
 - Drives DG and CA3 via *perforant pathway* resulting in sparse firing pattern in CA3
 - EC also drives CA1 via invertible mapping (*autoencoder*)
 - thus CA1 can reactivate the high-level summary in EC
 - Activity drives synaptic plasticity
 - among CA3 neurons (in the CA3 recurrent pathway)
 - CA3 to CA1 (the *Schaffer collateral pathway*)
 - Binds together components of conjunctive memory so CA3 pattern can activate pattern in CA1, which activates pattern in EC, and thence to neocortex
 - Connections are strengthened in all these pathways
- 3/28/17 COSC 494/594 CCN 20









Cued Recall & Pattern Completion

- Human memory is *content addressable*
- Partial retrieval cue triggers completion of full original pattern
- Pattern completion facilitated by recurrent connections among CA3 neurons
 - glues them together during encoding
 - subset of CA3 neurons can trigger recall of the remainder
- Synaptic changes in perforant pathway during encoding increase likelihood that original DG and CA3 neurons will be reactivated by partial retrieval cue

3/28/17

COSC 494/594 CCN

25

Pattern Separation vs. Completion

- Tradeoff between pattern separation and pattern completion
- Pattern separation ⇒ likely to treat retrieval cue as novel stimulus
 - encodes new distinct engram pattern in CA3, instead of completing old one
- System too good at pattern completion ⇒ reactivates old memories instead of encoding new patterns for novel episodes
- Can balance with model parameters
 - LTP in CA3 supports completion while LTD supports separation
- Hippocampus likely benefits from strategic influences from other brain areas (e.g., PFC executive control)
 - emphasize either completion or separation depending on whether the current demands require recall or encoding

3/28/17

COSC 494/594 CCN

26

Hippocampus Summary

- CA3 stores sparse, pattern-separated representations of cortical input patterns
- Recurrent self-projections in CA3 facilitate recall (pattern completion)
- DG acts as a *removable pattern separation turbocharger*
 - DG uses super-sparse representations, helps increase pattern separation during encoding
 - DG “steps aside” during retrieval
 - Evidence for two modes: theta cycle (e.g., Hasselmo et al, 2002); neuromodulatory control over relative DG effect on CA3
- CA1 helps “translate” sparse, non-overlapping CA3 representations back into overlapping EC reps, by providing an intermediately sparse representation

3/28/17

COSC 494/594 CCN
(slide < Frank)

27

emergent demo:
Hip.proj

Applying the hippocampus model to the AB-AC task

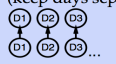
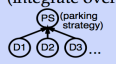
3/28/17 COSC 494/594 CCN 28

C. Memory Consolidation

How memories become (semi-)permanent

3/28/17 COSC 494/594 CCN 29

Complementary Learning Systems

Goals:	Remember Specifics	Extract Generalities
Example:	Where is car parked?	Best parking strategy?
Need to:	Avoid interference	Accumulate experience
<i>Solution:</i>		
1.	Separate reps (keep days separate) 	Overlapping reps (integrate over days) 
2.	Fast learning (encode immediately)	Slow learning (integrate over days)
3.	Learn automatically (encode everything)	Task-driven learning (extract relevant stuff)
<i>These are incompatible, need two different systems:</i>		
System:	Hippocampus	Neocortex

3/28/17 COSC 494/594 CCN 30
(slide < O'Reilly)

H.M. (Henry Molaison, 1926–2008)

- HC removed in 1957 to treat severe epilepsy
- Developed inability to learn new episodic information (*anterograde amnesia*)
 - some degree of forgetting of previously learned knowledge (*retrograde amnesia*)
 - older memories had somehow become *consolidated* outside of the HC
- Remembered how to talk, meanings of different words and objects, how to ride bike, could learn various new motor skills
- Could learn new semantic information, but relatively slowly and access was more brittle

3/28/17

COSC 494/594 CCN

31

Hippocampal Amnesia

Hippocampal amnesiacs show:

- Spared implicit memory, skill learning (without recall)
 - small adaptive adjustments in synaptic weights
- Intact repetition priming for existing associations (table-chair) but not for arbitrary novel pairs of words (locomotive-spoon)
 - small cortical adjustments can prime existing representations but not novel conjunctions
- Remote memories spared but recent ones completely forgotten
 - consolidation by reactivation of memories across multiple contexts, sleep, etc.

3/28/17

COSC 494/594 CCN

32

(slide < Frank)

Memory Consolidation

- Patterns of activity that occur while a rat is running a maze seem to be reactivated when animal is asleep
 - but measured levels of reactivation are relatively weak compared to patterns active during actual behavior
- Humans: slow wave oscillations in non-REM sleep thought to be associated with memory consolidation.
 - external induction of slow wave oscillations during sleep may result in enhanced hippocampal-dependent memories for items encoded just prior to sleep (Marshall et al., 2006)

3/28/17

COSC 494/594 CCN

33

Effects of Complementary Learning

- Information encoded in neocortex of different character to that initially encoded by hippocampus
- To the extent that episodic memories can be encoded in the neocortex:
 - will become more “semanticized” and generalized
 - integrated with other existing memories
- Compare to more distinct and crisp pattern-separated representations originally encoded in HC

3/28/17

COSC 494/594 CCN

34

D. Spatial Representation in the Hippocampus

3/28/17

COSC 494/594 CCN

35

Place, Grid, & Head Direction Cells in HC

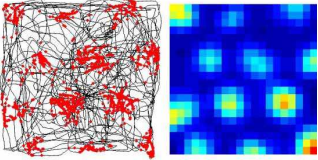
- Rat hippocampus exhibits robust **place cell** firing
 - individual DG, CA3, CA1 neurons respond to particular location
 - neuron will have different preferred location in different environments
 - does not appear to be any topography or other systematic organization
 - consistent with random, diffuse nature of perforant pathway projections and effects of pattern separation
- **Grid cells** form regular hexagonal grid over space
 - appear to depend on various forms of oscillations
 - may provide raw spatial information that gets integrated into place cells within the hippocampus proper
- **Head direction cells** in several areas project into hippocampus
 - provide dead reckoning signal about where rat is facing based on accumulation of recent movements

3/28/17

COSC 494/594 CCN

36

“Hippocampal” Grid Cells



- Grid cells are in medial entorhinal cortex (Hafting et al., 2005), not HC proper
- Hippocampus might integrate location with speed and direction (head direction cells) to perform path integration
- Can be recast as just another example of conjunctive, pattern-separate representations

3/28/17 COSC 494/594 CCN 37
(slide < Frank)

Theta Waves

- Hippocampus exhibits oscillation of neuron firing in theta frequency band (8 to 12 Hz)
- Thought to play critical role in grid cell activations in EC
 - perhaps may serve to encode temporal sequence information
 - place-field activity firing shows theta phase procession
 - different place fields fire at different points within unfolding theta wave
- Different areas of hippocampus are out of phase with each other
- Perhaps this phase relationship enables system to alternate between encoding of new information vs. recall of existing information (Hasselmo et al., 2002)
 - alters HC parameters to optimize encoding or retrieval
- Implemented in Hip.prog model

3/28/17 COSC 494/594 CCN 38

Theta Rhythm Control of Encoding/Retrieval

- Different areas of HC system fire out of phase with respect to theta rhythm, producing dynamics that optimize encoding vs. retrieval.
- When the EC input is strong and CA3 is weak, CA1 can learn to encode the EC inputs.
 - serves as plus phase for error-driven learning dynamic in the Leabra framework.
- When CA3 is strong and EC is weak, the system recalls information driven by prior CA3 ⇒ CA1 learning.
 - serves as minus phase for Leabra error-driven learning

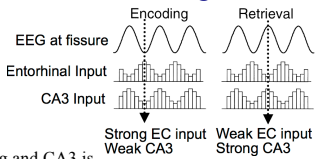
EEG at fissure

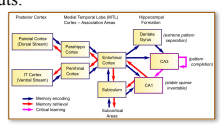
Entorhinal Input

CA3 Input

Strong EC input Weak CA3

Weak EC input Strong CA3



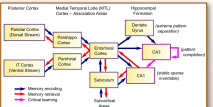


3/28/17 COSC 494/594 CCN 39

E. Novelty, Familiarity, and Recognition

3/28/17 COSC 494/594 CCN 40

Function of the Subiculum



- Relation to HC is analogous to EC, but input-output to subcortical areas
- Might compute relative novelty of a given situation, and communicate to midbrain dopamine systems and thence to basal ganglia
- Novelty can have complex affective consequences:
 - both *anxiogenic* (anxiety producing)
 - and motivational for driving further exploration
 - generally increases overall arousal levels
- HC uniquely capable of determining novelty, taking into account full conjunction of relevant spatial and other contextual information
- Subiculum could compute novelty by comparing CA1 and EC states during recall phase of theta oscillation
- Conjecture!**

3/28/17 COSC 494/594 CCN 41

Dual Process Model of Recognition Memory

- Neocortex can support episodic memory traces, but with different properties from those in HC
- Perirhinal cortex (PRC) can produce a familiarity signal
 - indicates in coarse manner whether a stimulus was experienced recently or not
 - like a single graded value that varies in intensity depending on how strongly familiar the item is
 - accessible to consciousness
 - hypothesis: sharpness of repeated representations in perirhinal cortex due to competition & Hebbian learning
 - familiarity indicated by average activity of winners (Norman & O'Reilly '03)
- Dual processes: hippocampal recall and perirhinal familiarity

3/28/17 COSC 494/594 CCN 42

Priming

- Memory increases speed or probability of a particular response
- We are not generally aware of these memories
- Weight-based priming
 - incremental changes to synapses
 - persistent (> 1 year from single exposure)
- Activation-based priming
 - results from residual activation
 - short-lived

3/28/17 COSC 494/594 CCN 43

More Robust Activation-Based Memory

In Executive Function Chapter:

- PFC robust active maintenance over seconds to minutes
- BG provides dynamic gating signal for update vs. maintenance
- Used for “working memory,” cognitive control, ...

3/28/17 COSC 494/594 CCN (slide < O'Reilly) 44

emergent Demonstrations:
WtPriming
ActPriming

3/28/17 COSC 494/594 CCN 45
