

Read Flake chs. 16–17

4/23/17

1

Part B Ants (Natural and Artificial)

4/23/17

2

Real Ants

(especially the black garden ant,
Lasius niger)

4/23/17

3

Adaptive Significance

- Selects most profitable from array of food sources
- Selects shortest route to it
 - longer paths abandoned within 1–2 hours
- Adjusts amount of exploration to quality of identified sources
- Collective decision making can be as accurate and effective as some vertebrate individuals

4/23/17

4

Observations on Trail Formation

- Two equal-length paths presented at same time: ants choose one at random
- Sometimes the longer path is initially chosen
- Ants may remain “trapped” on longer path, once established
- Or on path to lower quality source, if it’s discovered first
- But there may be advantages to sticking to paths
 - easier to follow
 - easier to protect trail & source
 - safer

4/23/17

5

Process of Trail Formation

1. Trail laying
2. Trail following

4/23/17

6

Trail Laying

- On discovering food, forager lays chemical trail while returning to nest
 - only ants who have found food deposit pheromone
- Others stimulated to leave nest by:
 - the trail
 - the recruiter exciting nestmates (sometimes)
- In addition to defining trail, pheromone:
 - serves as general orientation signal for ants outside nest
 - serves as arousal signal for ants inside

4/23/17

7

Additional Complexities

- Some ants begin marking on return from discovering food
- Others on their first return trip to food
- Others not at all, or variable behavior
- Probability of trail laying decreases with number of trips

4/23/17

8

Frequency of Trail Marking

- Ants modulate frequency of trail marking
- May reflect quality of source
 - hence more exploration if source is poor
- May reflect orientation to nest
 - ants keep track of general direction to nest
 - and of general direction to food source
 - trail laying is less intense if the angle to homeward direction is large

4/23/17

9

Trail Following

- Ants preferentially follow stronger of two trails
 - show no preference for path they used previously
- Ant may double back, because of:
 - decrease of pheromone concentration
 - unattractive orientation

4/23/17

10

Probability of Choosing One of Two Branches

- Let C_L and C_R be units of pheromone deposited on left & right branches
- Let P_L and P_R be probabilities of choosing them
- Then:

$$P_L = \frac{(C_L + 6)^2}{(C_L + 6)^2 + (C_R + 6)^2}$$

- Nonlinearity amplifies probability

4/23/17

11

Additional Adaptations

- If a source is crowded, ants may return to nest or explore for other sources
- New food sources are preferred if they are near to existing sources
- Foraging trails may rotate systematically around a nest

4/23/17

12

Pheromone Evaporation

- Trails can persist from several hours to several months
- Pheromone has mean lifetime of 30–60 min.
- But remains detectable for many times this
- Long persistence of pheromone prevents switching to shorter trail
- Artificial ant colony systems rely more heavily on evaporation

4/23/17

13

Resnick's Ants

4/23/17

14

Environment

- Nest emits *nest-scent*, which
 - diffuses uniformly
 - decays slowly
 - provides general orientation signal
 - by diffusing around barriers, shows possible paths around barriers
- Trail pheromone
 - emitted by ants carrying food
 - diffuses uniformly
 - decays quickly
- Food detected only by contact

4/23/17

15

Resnick Ant Behavior

1. Looking for food:
 - if** trail pheromone weak **then** wander
 - else** move toward increasing concentration
2. Acquiring food:
 - if** at food **then** pick it up, turn around, & begin depositing pheromone
3. Returning to nest:
 - deposit pheromone & decrease amount available
 - move toward increasing nest-scent
4. Depositing food:
 - if** at nest **then** deposit food, stop depositing pheromone, & turn around
5. Repeat forever

4/23/17

16

Demonstration of Resnick Ants

[Run Ants.nlogo](#)

4/23/17

17

Ant Colony Optimization (ACO)

Developed in 1991 by Dorigo (PhD dissertation) in collaboration with Colomi & Maniezzo

4/23/17

18

Basis of all Ant-Based Algorithms

- Positive feedback
- Negative feedback
- Cooperation

4/23/17

19

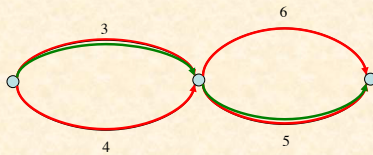
Positive Feedback

- To reinforce portions of good solutions that contribute to their goodness
- To reinforce good solutions directly
- Accomplished by *pheromone accumulation*

4/23/17

20

Reinforcement of Solution Components

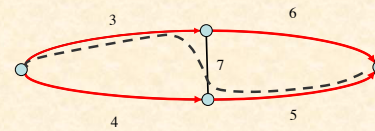


Parts of good solutions *may* produce better solutions

4/23/17

21

Negative Reinforcement of Non-solution Components



Parts not in good solutions *tend* to be forgotten

4/23/17

22

Negative Feedback

- To avoid premature convergence (*stagnation*)
- Accomplished by *pheromone evaporation*

4/23/17

23

Cooperation

- For simultaneous exploration of different solutions
- Accomplished by:
 - *multiple ants* exploring solution space
 - *pheromone trail* reflecting multiple perspectives on solution space

4/23/17

24

Traveling Salesman Problem

- Given the travel distances between N cities
 - may be symmetric or not
- Find the shortest route visiting each city exactly once and returning to the starting point
- NP-hard
- Typical combinatorial optimization problem

4/23/17

25

Ant System for Traveling Salesman Problem (AS-TSP)

- During each iteration, each ant completes a tour
- During each tour, each ant maintains *tabu list* of cities already visited
- Each ant has access to
 - distance of current city to other cities
 - intensity of local pheromone trail
- Probability of next city depends on both

4/23/17

26

Transition Rule

- Let $\eta_{ij} = 1/d_{ij}$ = “nearness” of city j to current city i
- Let τ_{ij} = strength of trail from i to j
- Let J_i^k = list of cities ant k still has to visit after city i in current tour
- Then transition probability for ant k going from i to $j \in J_i^k$ in tour t is:

$$P_{ij}^k = \frac{[\tau_{ij}(t)]^\alpha [\eta_{ij}]^\beta}{\sum_{l \in J_i^k} [\tau_{il}(t)]^\alpha [\eta_{il}]^\beta}$$

4/23/17

27

Pheromone Deposition

- Let $T^k(t)$ be tour t of ant k
- Let $L^k(t)$ be the length of this tour
- After completion of a tour, each ant k contributes:

$$\Delta\tau_{ij}^k = \begin{cases} Q/L^k(t) & \text{if } (i,j) \in T^k(t) \\ 0 & \text{if } (i,j) \notin T^k(t) \end{cases}$$

4/23/17

28

Pheromone Decay

- Define total pheromone deposition for tour t :

$$\Delta\tau_{ij}(t) = \sum_{k=1}^m \Delta\tau_{ij}^k(t)$$

- Let ρ be decay coefficient
- Define trail intensity for next round of tours:

$$\tau_{ij}(t+1) = (1-\rho)\tau_{ij}(t) + \Delta\tau_{ij}(t)$$

4/23/17

29

Number of Ants is Critical

- Too many:
 - suboptimal trails quickly reinforced
 - \therefore early convergence to suboptimal solution
- Too few:
 - don't get cooperation before pheromone decays
- Good tradeoff:
 - number of ants = number of cities
 - ($m = n$)

4/23/17

30

Improvement: “Elitist” Ants

- Add a few ($e \approx 5$) “elitist” ants to population
- Let T^+ be best tour so far
- Let L^+ be its length
- Each “elitist” ant reinforces edges in T^+ by Q/L^+
- Add e more “elitist” ants
- This applies accelerating positive feedback to best tour

4/23/17

31

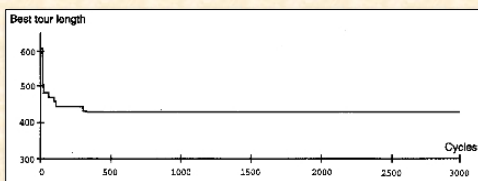
Time Complexity

- Let t be number of tours
- Time is $\mathcal{O}(tn^2m)$
- If $m = n$ then $\mathcal{O}(tn^3)$
 - that is, cubic in number of cities

4/23/17

32

Convergence



- 30 cities (“Oliver30”)
- Best tour length
- Converged to optimum in 300 cycles

4/23/17

fig. < Dorigo et al. (1996)

33

Evaluation

- Both “very interesting and disappointing”
- For 30-cities:
 - beat genetic algorithm
 - matched or beat tabu search & simulated annealing
- For 50 & 75 cities and 3000 iterations
 - did not achieve optimum
 - but quickly found good solutions
- I.e., does not scale up well
- Like all general-purpose algorithms, it is outperformed by special purpose algorithms

4/23/17

34

Improving Network Routing

1. Nodes periodically send *forward ants* to some recently recorded destinations
2. Collect information on way
3. Die if reach already visited node
4. When reaches destination, estimates time and turns into *backward ant*
5. Returns by same route, updating routing tables

4/23/17

35

Some Applications of ACO

- Routing in telephone networks
- Vehicle routing
- Job-shop scheduling
- Constructing evolutionary trees from nucleotide sequences
- Various classic NP-hard problems
 - shortest common supersequence, graph coloring, quadratic assignment, ...

4/23/17

36

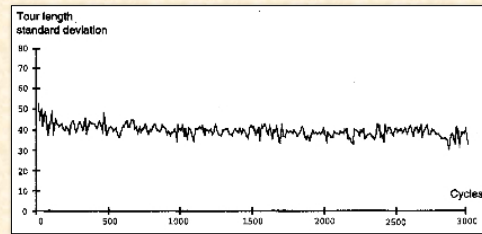
Improvements as Optimizer

- Can be improved in many ways
- E.g., combine local search with ant-based methods
- As method of stochastic combinatorial optimization, performance is promising, comparable with best heuristic methods
- Much ongoing research in ACO
- But optimization is not a principal topic of this course

4/23/17

37

Nonconvergence



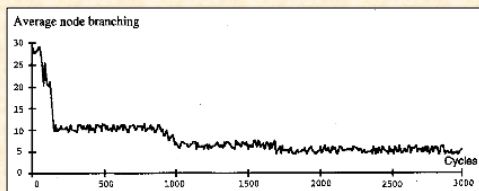
- Standard deviation of tour lengths
- Optimum = 420

4/23/17

fig. < Dorigo et al. (1996)

38

Average Node Branching Number



- Branching number = number of edges leaving a node with pheromone > threshold
- Branching number = 2 for fully converged solution

4/23/17

fig. < Dorigo et al. (1996)

39

The Nonconvergence Issue

- AS often does not converge to single solution
- Population maintains high diversity
- A bug or a feature?
- Potential advantages of nonconvergence:
 - avoids getting trapped in local optima
 - promising for dynamic applications
- Flexibility & robustness are more important than optimality in natural computation

4/23/17

40

Natural Computation

Natural computation is computation that occurs in nature or is inspired by computation occurring in nature

4/23/17

41

Optimization in Natural Computation

- Good, but suboptimal solutions may be preferable to optima if:
 - suboptima can be obtained more quickly
 - suboptima can be adapted more quickly
 - suboptima are more robust
 - an ill-defined suboptimum may be better than a sharp optimum
- “The best is the enemy of the good”
(*Le mieux est l'ennemi du bien.* – Voltaire)

4/23/17

42

