

Part C  
Nest Building

11/19/09 1

Nest Building by Termites  
(Natural and Artificial)

11/19/09 2

Resnick's Termites  
("Turmites")

11/19/09 3

Basic procedure

- Wander randomly
- If you are not carrying anything and you bump into a wood chip, pick it up.
- If you are carrying a wood chip and you bump into another wood chip, put down the woodchip you are carrying

— Resnick, *Turtles, Termites, and Traffic Jams*

11/19/09 4

Microbehavior of Turmites

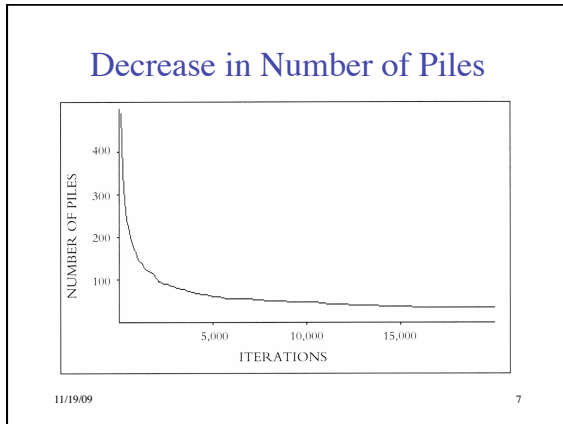
1. *Search for wood chip:*
  - a) If at chip, pick it up
  - b) otherwise wiggle, and go back to (a)
2. *Find a wood pile:*
  - a) If at chip, it's found
  - b) otherwise wiggle, and go back to (a)
3. *Find an empty spot and put chip down:*
  - a) If at empty spot, put chip down & jump away
  - b) otherwise, turn, take a step, and go to (a)

11/19/09 5

Demonstration

[Run Termites.nlogo](#)

11/19/09 6



### Why does the number of piles decrease?

- A pile can grow or shrink
- But once the last chip is taken from a pile, it can never restart
- Is there any way the number of piles can increase?
- Yes, and existing pile can be broken into two

11/19/09 8

### More Termites

Termites	2000 steps		10 000 steps		
	num. piles	avg. size	num. piles	avg. size	chips in piles
1000	102	15	47	30	
4000	10		3	80	240

11/19/09 9

### Termite-Mediated Condensation

- Number of chips is conserved
- Chips do not move on own; movement is mediated by termites
- Chips preferentially condense into piles
- Increasing termites, increases number of chips in fluid (randomly moving) state
- Like temperature

11/19/09 10

### An Experiment to Make the Number Decrease More Quickly


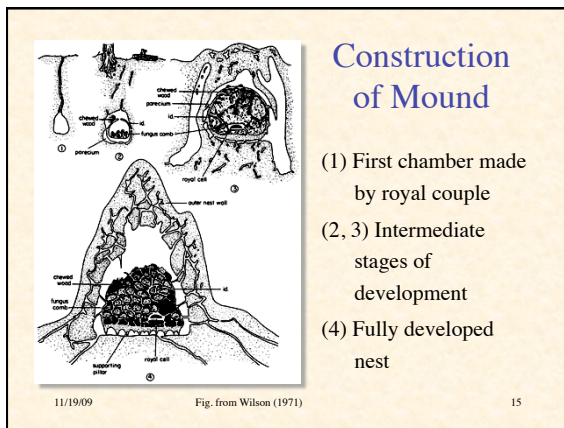
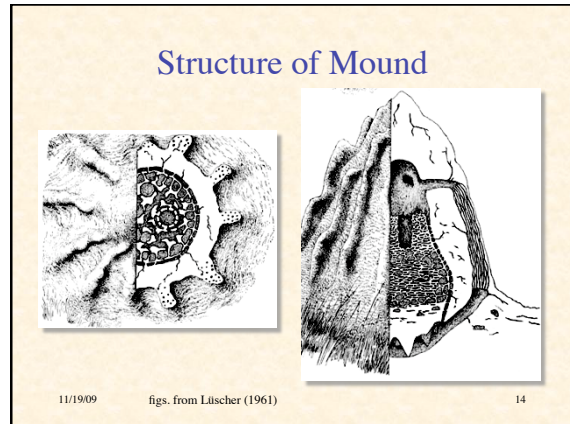

- Problem: piles may grow or shrink
- Idea: protect “investment” in large piles
- Termites will not take chips from piles greater than a certain size
- Result: number decreases more quickly
- Most chips are in piles
- But *never* got less than 82 piles

11/19/09 11

### Conclusion

- In the long run, the “dumber” strategy is better
- Although it’s slower, it achieves a better result
- By not protecting large piles, there is a small probability of any pile evaporating
- So the smaller “large piles” can evaporate and contribute to the larger “large piles”
- Even though this strategy makes occasional backward steps, it outperforms the attempt to protect accomplishments

11/19/09 12



### Alternatives to Self-Organization

- Leader
  - directs building activity of group
- Blueprint (image of completion)
  - compact representation of spatial/temporal relationships of parts
- Recipe (program)
  - sequential instructions specify spatial/temporal actions of individual
- Template
  - full-sized guide or mold that specifies final pattern

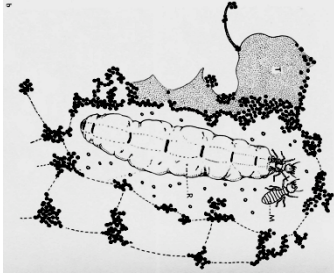
11/19/09 17

### Basic Mechanism of Construction (Stigmergy)

11/19/09 18  
Fig. from Solé & Goodwin

- Worker picks up soil granule
- Mixes saliva to make cement
- Cement contains pheromone
- Other workers attracted by pheromone to bring more granules
- There are also trail and queen pheromones

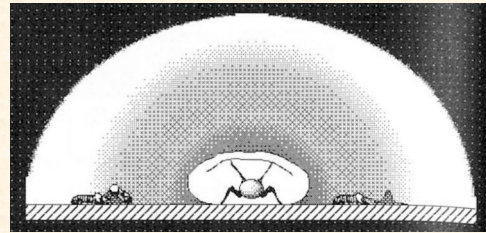
### Construction of Royal Chamber



11/19/09

19

### Construction of Arch (1)

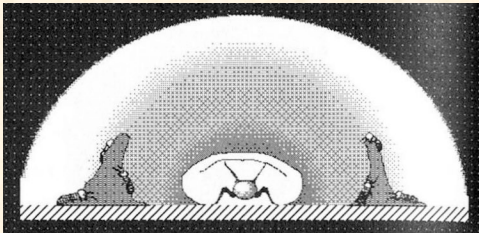


11/19/09

Fig. from Bonabeau, Dorigo &amp; Theraulaz

20

### Construction of Arch (2)

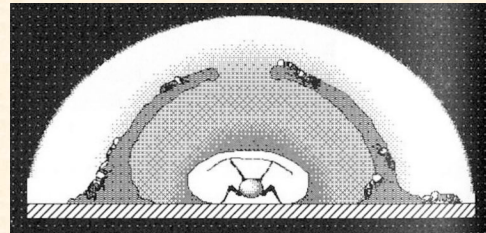


11/19/09

Fig. from Bonabeau, Dorigo &amp; Theraulaz

21

### Construction of Arch (3)



11/19/09

Fig. from Bonabeau, Dorigo &amp; Theraulaz

22

### Basic Principles

- Continuous (quantitative) stigmergy
- Positive feedback:
  - via pheromone deposition
- Negative feedback:
  - depletion of soil granules & competition between pillars
  - pheromone decay

11/19/09

23

### Deneubourg Model

- $H(r, t)$  = concentration of cement pheromone in air at location  $r$  & time  $t$
- $P(r, t)$  = amount of deposited cement with still active pheromone at  $r, t$
- $C(r, t)$  = density of laden termites at  $r, t$
- $\Phi$  = constant flow of laden termites into system

11/19/09

24

### Equation for $P$ (Deposited Cement with Pheromone)

$\partial_t P$  (rate of change of active cement) =  
 $k_1 C$  (rate of cement deposition by termites)  
 $- k_2 P$  (rate of pheromone loss to air)

$$\partial_t P = k_1 C - k_2 P$$

11/19/09 25

### Equation for $H$ (Concentration of Pheromone)

$\partial_t H$  (rate of change of concentration) =  
 $k_2 P$  (pheromone from deposited material)  
 $- k_4 H$  (pheromone decay)  
 $+ D_H \nabla^2 H$  (pheromone diffusion)

$$\partial_t H = k_2 P - k_4 H + D_H \nabla^2 H$$

11/19/09 26

### Equation for $C$ (Density of Laden Termites)

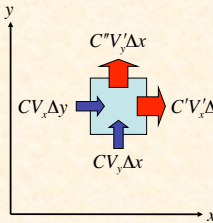
$\partial_t C$  (rate of change of concentration) =  
 $\Phi$  (flux of laden termites)  
 $- k_1 C$  (unloading of termites)  
 $+ D_C \nabla^2 C$  (random walk)  
 $- \gamma \nabla \cdot (CVH)$  (chemotaxis: response to pheromone gradient)

$$\partial_t C = \Phi - k_1 C + D_C \nabla^2 C - \gamma \nabla \cdot (CVH)$$

11/19/09 27

### Explanation of Divergence

- velocity field =  $\mathbf{V}(x,y)$   
 $= \mathbf{i}V_x(x,y) + \mathbf{j}V_y(x,y)$
- $C(x,y)$  = density
- outflow rate =  
 $\Delta_x(CV_x) \Delta y + \Delta_y(CV_y) \Delta x$
- outflow rate / unit area  
 $= \frac{\Delta_x(CV_x)}{\Delta x} + \frac{\Delta_y(CV_y)}{\Delta y}$   
 $\rightarrow \frac{\partial(CV_x)}{\partial x} + \frac{\partial(CV_y)}{\partial y} = \nabla \cdot C\mathbf{V}$

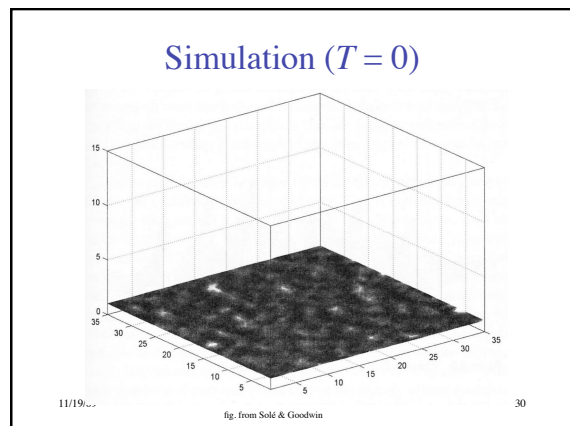


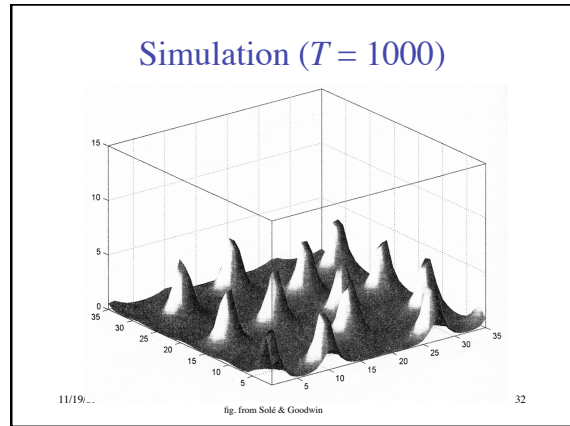
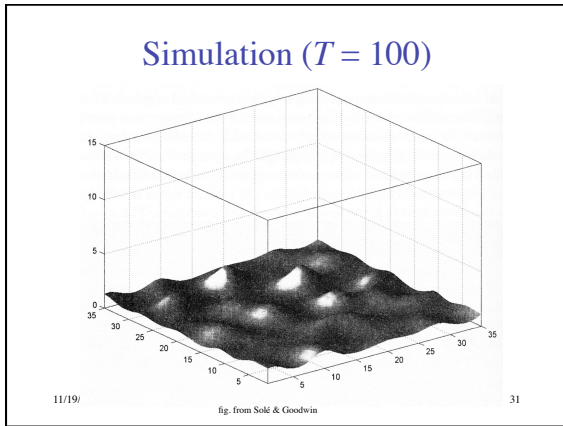
11/19/09 28

### Explanation of Chemotaxis Term

- The termite flow *into* a region is the *negative* divergence of the flux through it  
 $-\nabla \cdot \mathbf{J} = -(\partial J_x / \partial x + \partial J_y / \partial y)$
- The flux velocity is proportional to the pheromone gradient  
 $\mathbf{J} \propto \nabla H$
- The flux density is proportional to the number of moving termites  
 $\mathbf{J} \propto C$
- Hence,  $-\gamma \nabla \cdot \mathbf{J} = -\gamma \nabla \cdot (CVH)$

11/19/09 29





### Conditions for Self-Organized Pillars

- Will not produce regularly spaced pillars if:
  - density of termites is too low
  - rate of deposition is too low
- A homogeneous stable state results

$$C_0 = \frac{\Phi}{k_1}, \quad H_0 = \frac{\Phi}{k_4}, \quad P_0 = \frac{\Phi}{k_2}$$

### NetLogo Simulation of Deneubourg Model



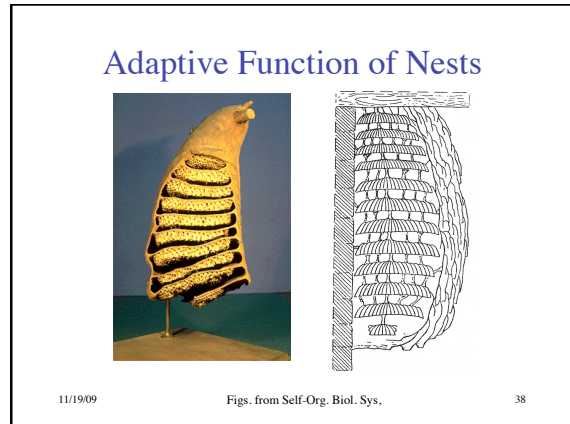
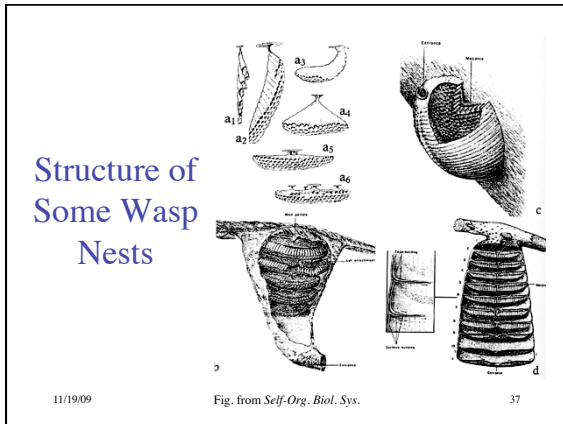
[Run Pillars3D.nlogo](#)

### Interaction of Three Pheromones

- Queen pheromone governs size and shape of queen chamber (template)
- Cement pheromone governs construction and spacing of pillars & arches (stigmergy)
- Trail pheromone:
  - attracts workers to construction sites (stigmergy)
  - encourages soil pickup (stigmergy)
  - governs sizes of galleries (template)

### Wasp Nest Building and Discrete Stigmergy

Fig. from Solé & Goodwin



### Discrete vs. Continuous Stigmergy

- Recall: *stigmergy* is the coordination of activities through the environment
- *Continuous* or *quantitative* stigmergy
  - quantitatively different stimuli trigger quantitatively different behaviors
- *Discrete* or *qualitative* stigmergy
  - stimuli are classified into distinct classes, which trigger distinct behaviors

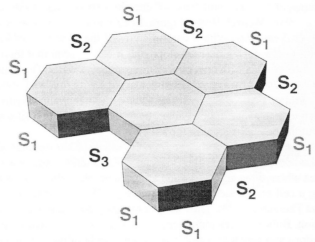
11/19/09 41

### Discrete Stigmergy in Comb Construction

- Initially all sites are equivalent
- After addition of cell, qualitatively different sites created

11/19/09 Fig. from Self-Org. Biol. Sys. 42

### Numbers and Kinds of Building Sites



11/19/09

Fig. from *Self-Org. Biol. Sys.*

43

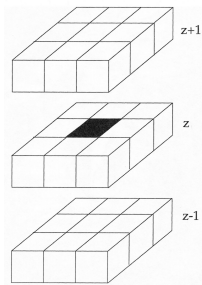
### Lattice Swarm Model

- Random movement by wasps in a 3D lattice
  - cubic or hexagonal
- Wasps obey a 3D CA-like rule set
- Depending on configuration, wasp deposits one of several types of “bricks”
- Once deposited, it cannot be removed
- May be deterministic or probabilistic
- Start with a single brick

11/19/09

44

### Cubic Neighborhood



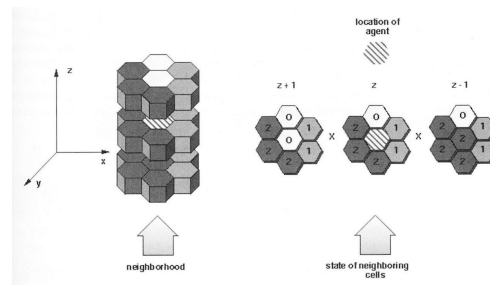
- Deposited brick depends on states of 26 surrounding cells
- Configuration of surrounding cells may be represented by matrices:

$$\begin{bmatrix} 0 & 0 & 0 \\ 1 & 0 & 0 \\ 0 & 0 & 0 \end{bmatrix} \times \begin{bmatrix} 0 & 0 & 0 \\ 1 & \cdot & 0 \\ 0 & 0 & 0 \end{bmatrix} \times \begin{bmatrix} 0 & 0 & 0 \\ 1 & 0 & 0 \\ 0 & 0 & 0 \end{bmatrix}$$

11/19/09 Fig. from Solé & Goodwin

45

### Hexagonal Neighborhood

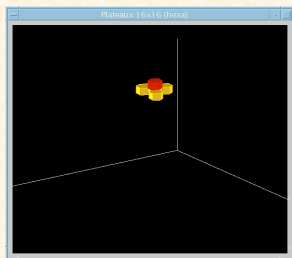


11/19/09

Fig. from Bonabeau, Dorigo & Theraulaz

46

### Example Construction

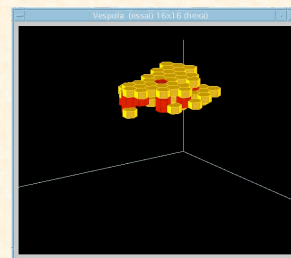


11/19/09

Fig. from IASC Dept., ENST de Bretagne.

47

### Another Example



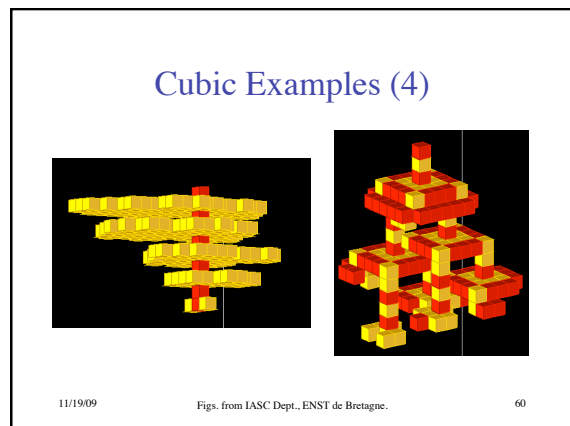
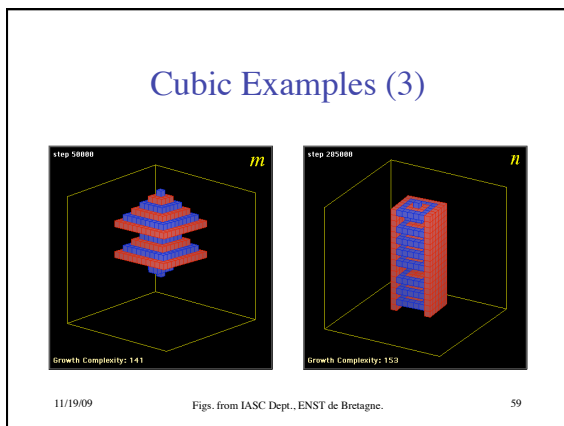
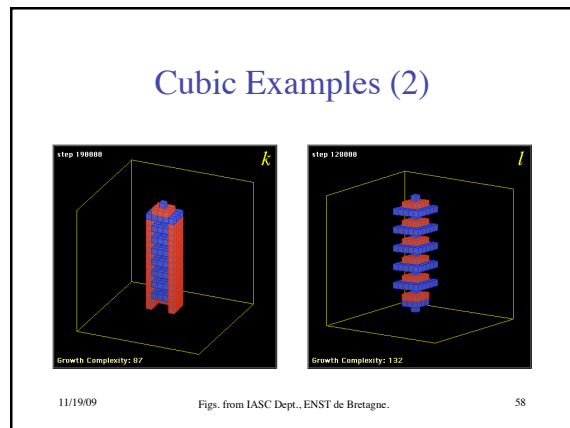


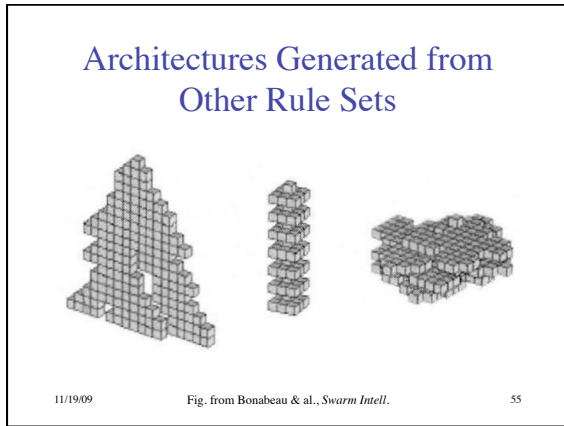
11/19/09

fig. from IASC Dept., ENST de Bretagne.

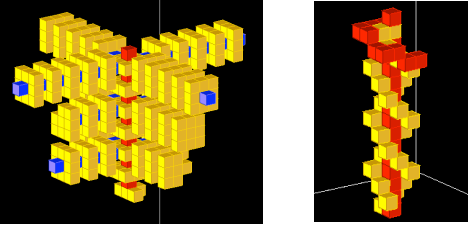
48








### Cubic Examples (5)



11/19/09      Figs. from IASC Dept., ENST de Bretagne.      61


### An Interesting Example





- Includes
  - central axis
  - external envelope
  - long-range helical ramp
- Similar to *Apicotermes* termite nest


11/19/09      Fig. from Theraulaz & Bonabeau (1995)      62


### Similar Results with Hexagonal Lattice

(a)  


(b)  


(c)  


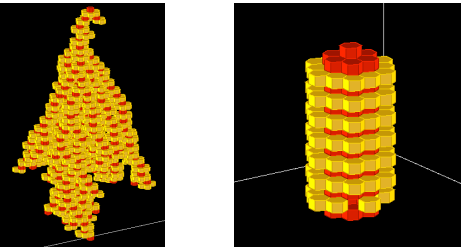
(d)  


(e)  


- 20x20x20 lattice
- 10 wasps
- All resemble nests of wasp species
- (d) is (c) with envelope cut away
- (e) has envelope cut away

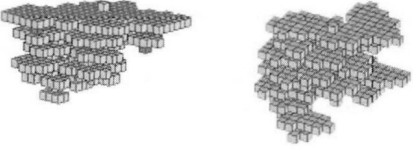
11/19/09      Fig. from Bonabeau & al., *Swarm Intell.*      63

### More Hexagonal Examples



11/19/09      Figs. from IASC Dept., ENST de Bretagne.      64


### Effects of Randomness (Coordinated Algorithm)



- Specifically different (i.e., different in details)
- Generically the same (qualitatively identical)
- Sometimes results are fully constrained

11/19/09      Fig. from Bonabeau & al., *Swarm Intell.*      65

### Effects of Randomness (Non-coordinated Algorithm)



11/19/09      Fig. from Bonabeau & al., *Swarm Intell.*      66

### Non-coordinated Algorithms

- Stimulating configurations are not ordered in time and space
- Many of them overlap
- Architecture grows without any coherence
- May be convergent, but are still unstructured

11/19/09 67

### Coordinated Algorithm

- Non-conflicting rules
  - can't prescribe two different actions for the same configuration
- Stimulating configurations for different building stages cannot overlap
- At each stage, "handshakes" and "interlocks" are required to prevent conflicts in parallel assembly

11/19/09 68

### More Formally...

- Let  $C = \{c_1, c_2, \dots, c_n\}$  be the set of local stimulating configurations
- Let  $(S_1, S_2, \dots, S_m)$  be a sequence of assembly stages
- These stages partition  $C$  into mutually disjoint subsets  $C(S_p)$
- Completion of  $S_p$  signaled by appearance of a configuration in  $C(S_{p+1})$

11/19/09 69

Example

11/19/09 Fig. from Camazine & al., *Self-Org. Biol. Sys.* 70

Example

11/19/09 fig. from IASC Dept., ENST de Bretagne. 71

### Modular Structure

- Recurrent states induce cycles in group behavior
- These cycles induce modular structure
- Each module is built during a cycle
- Modules are qualitatively similar

11/19/09 Fig. from Camazine & al., *Self-Org. Biol. Sys.* 72

### Possible Termination Mechanisms

- Qualitative
  - the assembly process leads to a configuration that is not stimulating
- Quantitative
  - a separate rule inhibiting building when nest a certain size relative to population
  - “empty cells rule”: make new cells only when no empties available
  - growing nest may inhibit positive feedback mechanisms

11/19/09 73

### Observations

- Random algorithms tend to lead to uninteresting structures
  - random or space-filling shapes
- Similar structured architectures tend to be generated by similar coordinated algorithms
- Algorithms that generate structured architectures seem to be confined to a small region of rule-space

11/19/09 74

### Analysis

- Define matrix M:
  - 12 columns for 12 sample structured architectures
  - 211 rows for stimulating configurations
  - $M_{ij} = 1$  if architecture  $j$  requires configuration  $i$

(n)

(k)

(l)

(m)

(i)

(b)

(a)

(c)

(j)

(f)

(e)

(h)

Fig. from Bonabeau & al., *Swarm Intell.*

11/19/09 75

### Factorial Correspondence Analysis

Fig. from Bonabeau & al., *Swarm Intell.*

11/19/09 76

### Conclusions

- Simple rules that exploit discrete (qualitative) stigmergy can be used by autonomous agents to assemble complex, 3D structures
- The rules must be non-conflicting and coordinated according to stage of assembly
- The rules corresponding to interesting structures occupy a comparatively small region in rule-space

11/19/09 Part 6B ▶ 77