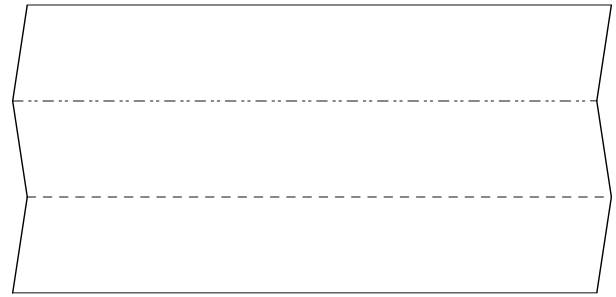
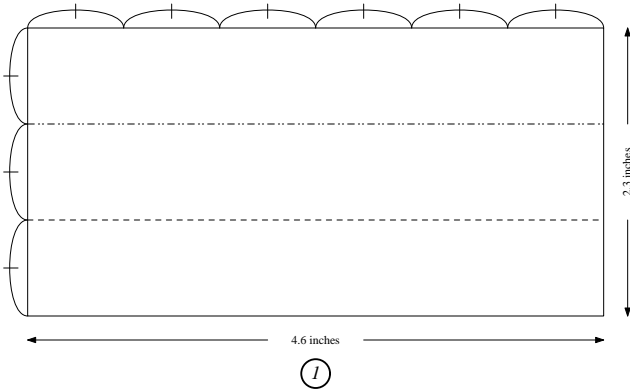


5 Tetrahedron Module #1

Start with a 2x1 rectangle whose width is 4.6 inches, and collapse like an accordion:



②

Fold lower left and upper right corners in.
Use only the top layer.



④

③



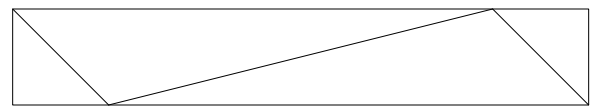
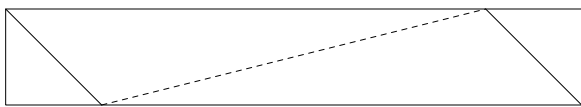
Unfold



⑥

⑤

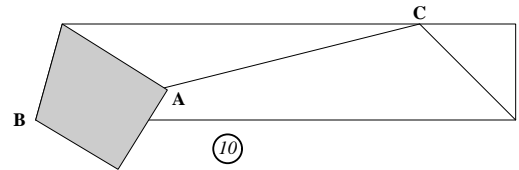
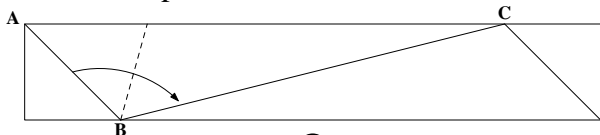
Valley fold the entire module along the dotted line and unfold.



⑧

⑦

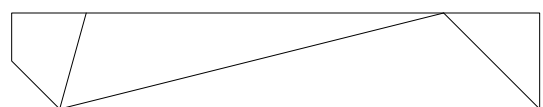
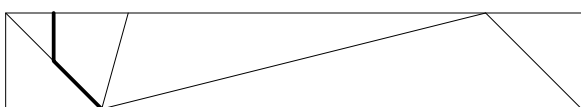
Bisect angle ABC with a valley fold: Valley fold the entire module so that line AB lines up with line BC



⑩

⑨

Unfold, and cut along the thick line with a scissors. If you do not want to use scissors, you may fold to get this shape by following steps 17-24 for Module #2.



⑫

⑪