5 Tetrahedron Module #1

Start with a 2x1 rectangle whose width is 4.6 inches, and collapse like an accordian:

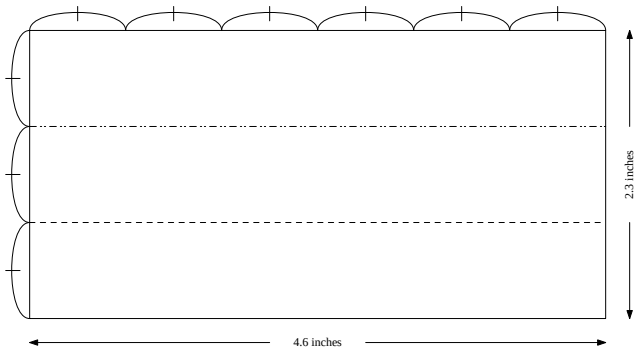

1

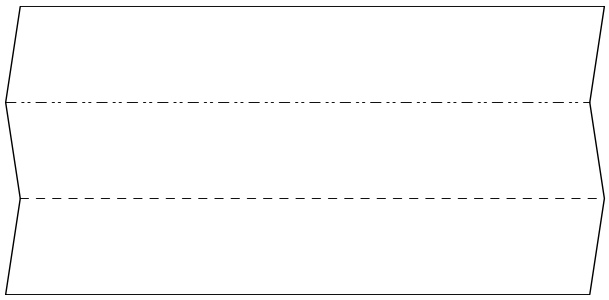

2

Fold lower left and upper right corners in.
Use only the top layer.



3



4

Unfold

5

6

Valley fold the entire module along the dotted line and unfold.

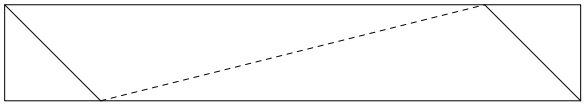

7

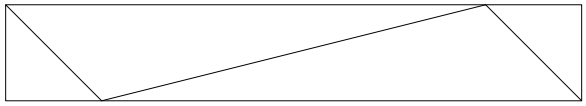

8

Bisect angle ABC with a valley fold: Valley fold the entire module so that line AB lines up with line BC

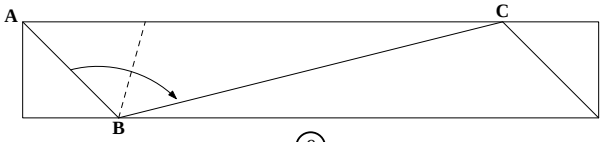

9

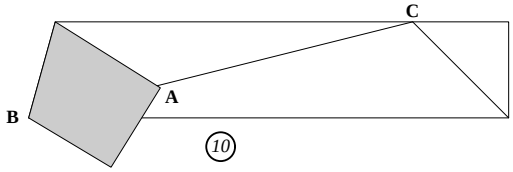

10

Unfold, and cut along the thick line with a scissors. If you do not want to use scissors, you may fold to get this shape by following steps 17-24 for Module #2.

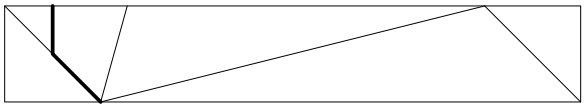

11

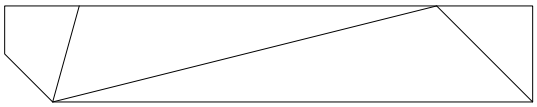

12