

3. Neocortical Dynamics

4/4/17 1

Functions of Layers

- Input
 - layer 4
 - from sensation or other areas
- Hidden
 - layers 2 & 3
- Output
 - layers 5 & 6
 - to motor systems or other areas

(fig. < O'Reilly, *Comp. Cog. Neurosci.*)

4/4/17 2

Connection Directions

- Feedforward
 - from Hidden in lower to Input in higher
- Feedback
 - from Hidden & Output in higher to Hidden & Output in lower
- Lateral
 - from Hidden and Output to all three layers in same area
- Bidirectionality
 - pervasive

(fig. < O'Reilly, *Comp. Cog. Neurosci.*)

4/4/17 3

Hierarchical Categorical Representations

- Successive layers of neural detectors
- Progressively more abstract

4/4/17 (fig. < O'Reilly, *Comp. Cog. Neurosci.*) 4

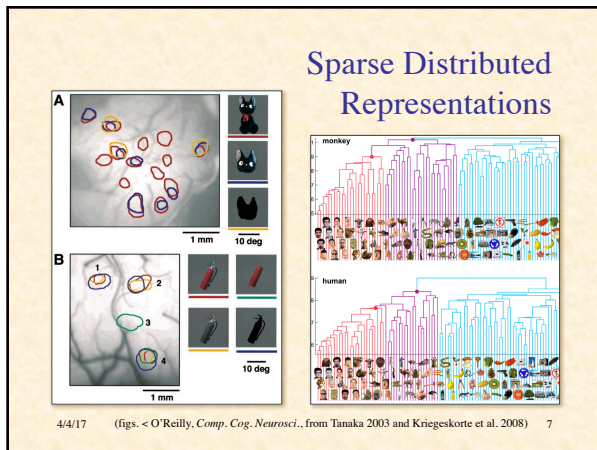
Cell Responses in V4

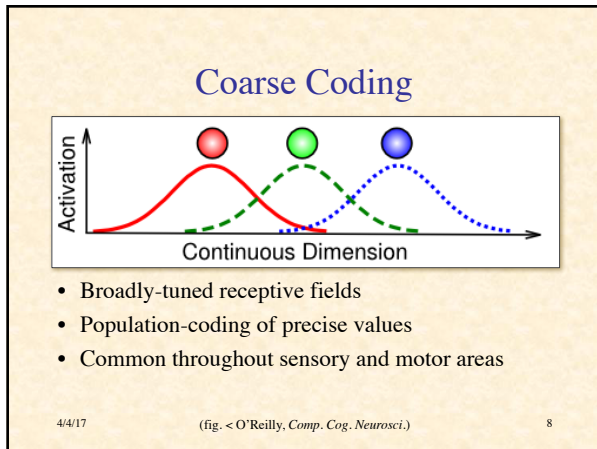
4/4/17 (fig. < Clark, *Being There*, 1997) 5

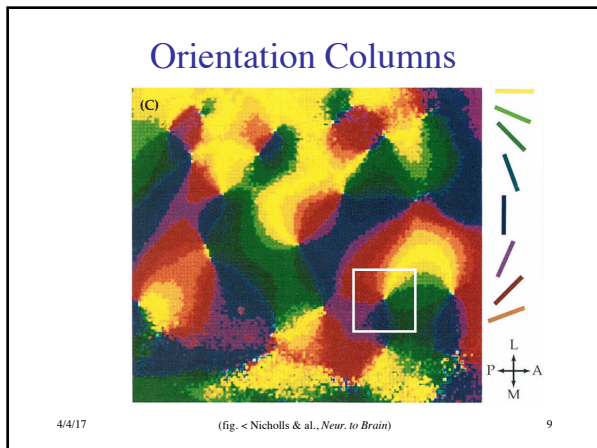
Sparse Distributed Representation

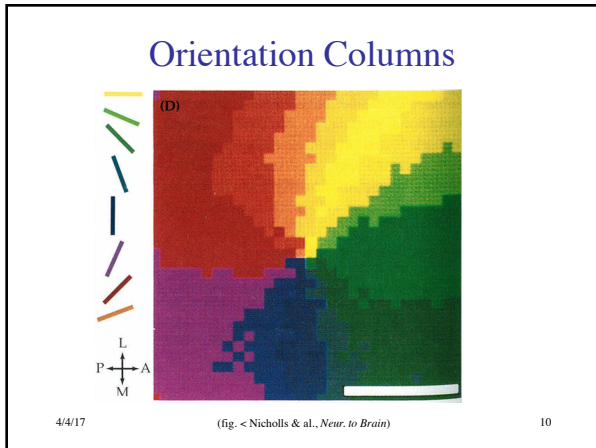
- Localist representation
 - “grandmother cells”
 - unlikely in brain
- K-out-of-N detectors
 - typically 15–25% of neurons active
- Approximate orthogonality

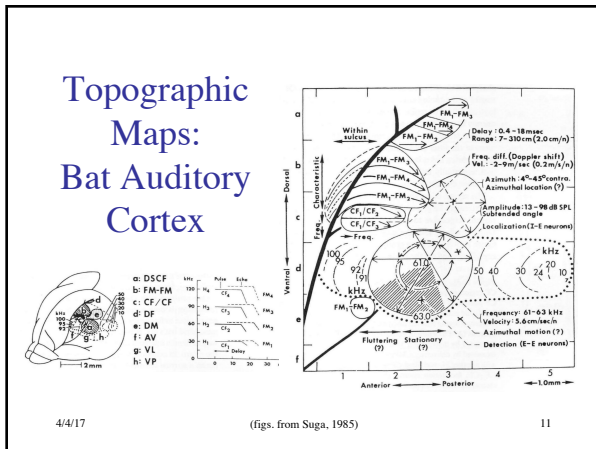
(monkey IT cortex)
4/4/17 (fig. < O'Reilly, *Comp. Cog. Neurosci.*, from Tanaka, 2003) 6












Bidirectional Excitation

- Functions
 - recognition
 - top-down imagery
 - ambiguity resolution
 - pattern completion
- Attractor dynamics
 - convergence on good representation
 - energy vs. harmony

(fig. < O'Reilly, *Comp. Cog. Neurosci.*)

Ambiguity Resolution



4/4/17 (fig. < O'Reilly, *Comp. Cog. Neurosci.*) 13

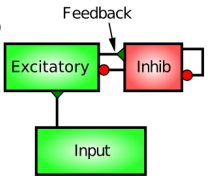
Inhibitory Competition and Activity Regulation

- Activity regulation
- Selective attention
- Competition
 - K winners take all
 - can be implemented algorithmically
- Sparse distributed representation

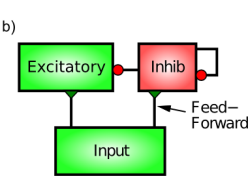
4/4/17 14

Activity Regulation

a)



b)



- Feedback: reactive, reflects actual level of activity, robust, responsive, may be unstable
- Feedforward: anticipatory, limits feedback oscillation, slow, brittle
- Work well together

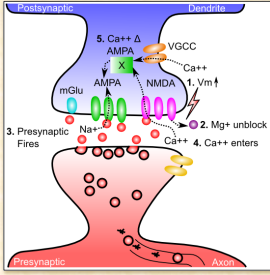
4/4/17 (fig. < O'Reilly, *Comp. Cog. Neurosci.*) 15

4. Learning Mechanisms

4/4/17 16

Spike Timing Dependent Plasticity (STDP)

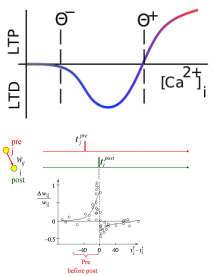
1. V_m elevated by backpropagating action potential
2. Repels Mg^{2+} opening NMDA channels
3. Presynaptic neuron fires, releasing glutamate
4. Glutamate binds unblocked NMDA channels, allowing Ca^{2+} influx
5. Ca^{2+} increases number & efficacy of AMPA receptors



(fig. < O'Reilly, *Comp. Cog. Neurosci.*) 17

Long-term Potentiation (LTP) vs. Long-term Depression (LTD)

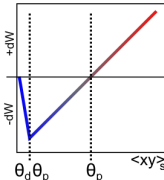
- LTP vs. LTD depends on Ca^{2+} concentration over several 100 msec
- Records possible causal connection
- Actual situation is more complicated with multiple APs



(figs. < O'Reilly, *Comp. Cog. Neurosci.*) 18

LTP/LTD Approximation

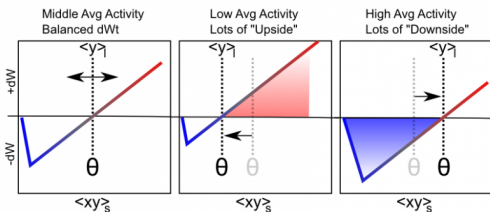
- Piecewise linear approximation to LTP/LTD
- Typical $\theta_d = 0.1$
- Floating threshold
- $\Delta W = \eta f_{XCAL}(\langle xy \rangle_s, x \langle y \rangle_t)$



$$f_{XCAL}(c, \theta_p) = \begin{cases} c - \theta_p & \text{if } c > \theta_p \\ -c(1 - \theta_p) / \theta_d & \text{otherwise} \end{cases}$$

4/4/17 (fig. < O'Reilly, *Comp. Cog. Neurosci.*) 19

Homeostatic Behavior



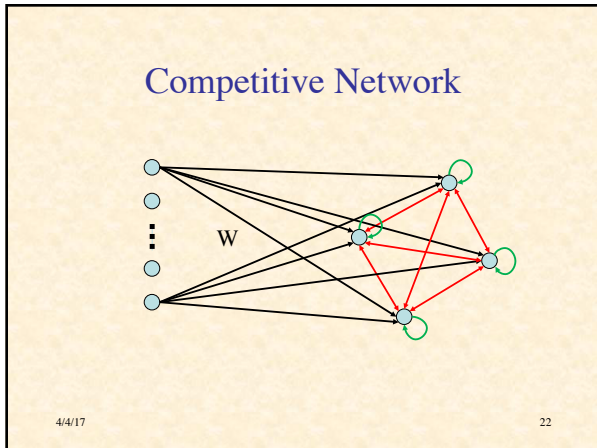
- Floating threshold adapts to long-term postsynaptic activity
- Tends to equalize activity among neurons

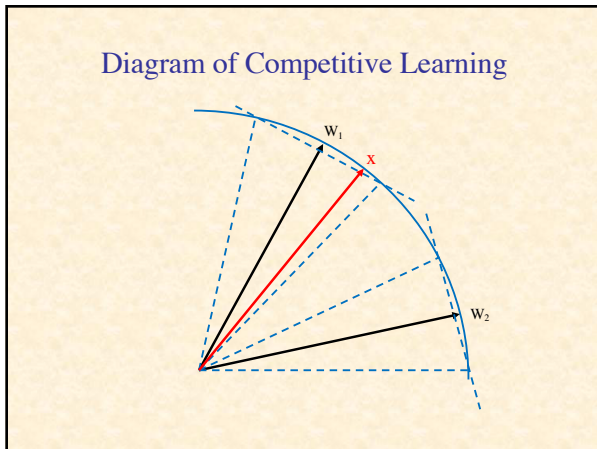
4/4/17 (fig. < O'Reilly, *Comp. Cog. Neurosci.*) 20

Competitive Learning

- Competitive learning network
 - two layers, randomly initialized weights
 - second is self-reinforcing, mutually inhibitory
 - “winner takes all” dynamics
- Learning
 - winner moves toward last
 - weight vectors move to centers of clusters

4/4/17 21





- ### Self-Organizing Learning
- Inhibitory competition
 - ensures sparse representation
 - Hebbian "rich get richer"
 - adjustment toward last pattern matched
 - Slow threshold adaptation
 - adjusts receptive fields
 - equalizes cluster probabilities
 - Homeostasis
 - distributes activity among neurons
 - more common patterns are more precisely represented
 - Gradually develops statistical model of environment
- 4/4/17 24

Error-Driven Learning

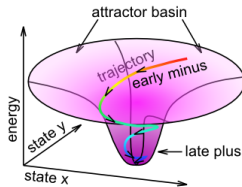
- For achieving intended outcomes
- Fast threshold adaptation
- Short-term outcome – medium-term expectation
 - ✓ “plus phase” – “minus phase”
- Depends on bidirectional connections
 - ✓ communicates error signals back to earlier layers
- Contrastive Attractor Learning (CAL)
 - ✓ approximately equivalent to BP when combined with bidirectional connections

4/4/17

25

Contrastive Attractor Learning

- Network learns contrast between:
 - early phase/expectation (minus)
 - late phase/outcome (plus)
- Gets more quickly to late phase, which has integrated more constraints



$$f_{XCAL}(c, \theta_p) = \begin{cases} c - \theta_p & \text{if } c > \theta_p \theta_d \\ -c(1 - \theta_p) / \theta_d & \text{otherwise} \end{cases}$$

$$\Delta W = \eta f_{XCAL}(\langle x \rangle_s, \langle x \rangle_m) \approx \eta(x_s y_s - x_m y_m)$$

4/4/17

26

Learning Signals?

- What constitutes an “outcome”?
- Dopamine bursts arise from unexpected rewards or punishments (reinforcers)
 - violation of expectation
 - needs correction
- Dopamine modulates synaptic plasticity
 - controls λ : $\Delta W = \eta f_{XCAL}(x_s y_s, x_m (\lambda y_1 + (1 - \lambda) y_m))$
- Probably not the whole story

4/4/17

27

